

ASITO

CISRS

NASC

Training Needs Survey 2009







Training Needs Survey

1. Please complete your details below.			
		Response Percent	Response Count
Name:	<input type="text"/>	100.0%	89
Company:	<input type="text"/>	100.0%	89
Address:	<input type="text"/>	100.0%	89
Address 2:	<input type="text"/>	71.9%	64
City/Town:	<input type="text"/>	100.0%	89
State:	<input type="text"/>	100.0%	89
ZIP/Postal Code:	<input type="text"/>	100.0%	89
Email Address:	<input type="text"/>	100.0%	89
Phone Number:	<input type="text"/>	100.0%	89
		<i>answered question</i>	89
		<i>skipped question</i>	7

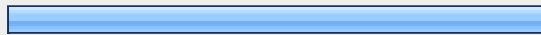


2. Please tick one of the boxes below that best describes the geographical location of where your company is based

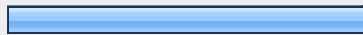

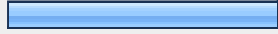
		Response Percent	Response Count
Scotland North	<input type="checkbox"/>	1.1%	1
Scotland East	<input type="checkbox"/>	5.6%	5
Scotland West	<input type="checkbox"/>	10.0%	9
Wales	<input type="checkbox"/>	7.8%	7
Northern Ireland	<input type="checkbox"/>	1.1%	1
England, North East	<input type="checkbox"/>	8.9%	8
England, Cumbria	<input type="checkbox"/>	1.1%	1
England, North West	<input type="checkbox"/>	5.6%	5
England, York's & Humber	<input type="checkbox"/>	6.7%	6
England, East Anglia	<input type="checkbox"/>	3.3%	3
England, East Midlands	<input type="checkbox"/>	6.7%	6
England, West Midlands	<input type="checkbox"/>	8.9%	8
England, South East	<input type="checkbox"/>	11.1%	10
England, South West	<input type="checkbox"/>	10.0%	9
England, Greater London	<input type="checkbox"/>	12.2%	11
		<i>answered question</i>	90
		<i>skipped question</i>	6

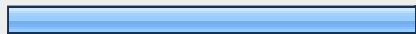


3. Please indicate how many people that you currently employ and on average how many individual Sub-Contractors you use over a period of one year.				
		Response Average	Response Total	Response Count
Employee Numbers		148.89	11,762	79
Sub Contractors		3.44	272	79
	<i>answered question</i>			79
	<i>skipped question</i>			17

4. Please tick the appropriate boxes to indicate the type of work carried out by your company.			
		Response Percent	Response Count
Tube & Fittings		89.9%	71
System Scaffolding		67.1%	53
System Edge Protection		31.6%	25
Safety Net Rigging		10.1%	8
Suspended Platforms		17.7%	14
Other (please specify)		22.8%	18
	<i>answered question</i>		79
	<i>skipped question</i>		17

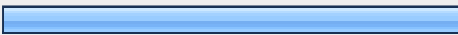


5. If you ticked System scaffolding. Please state which systems you use here.		
		Response Count
		55
	<i>answered question</i>	55
	<i>skipped question</i>	41




6. Is it your company's policy for all scaffolding operatives to hold CISRS Cards?				
			Response Percent	Response Count
Yes			84.7%	61
No			2.8%	2
N/A			12.5%	9
			<i>answered question</i>	72
			<i>skipped question</i>	24


7. Is it your company policy to insist that all sub-contractors hold CISRS / CSCS cards?				
			Response Percent	Response Count
Yes			56.2%	41
No			1.4%	1
N/A			42.5%	31
			<i>answered question</i>	73
			<i>skipped question</i>	23



8. Are any of your employees currently working toward a CISRS card?				
			Response Percent	Response Count
Yes			64.4%	47
No			20.5%	15
N/A			15.1%	11
			<i>answered question</i>	73
			<i>skipped question</i>	23



9. If you answered Yes to the previous question, please specify numbers.				
		Response Average	Response Total	Response Count
Part 1		5.14	190	37
Completed Part 1 and Part 2		9.36	337	36
Gathering Evidence for VQ2		6.38	204	32
Completed Advance Course		6.31	183	29
Gathering Evidence for VQ3		3.08	74	24
			<i>answered question</i>	43
			<i>skipped question</i>	53



10. Do your employees have access to a local CISRS/NVQ Training and Assessment Centre?				
		Response Percent	Response Count	
Yes		72.2%	52	
No		16.7%	12	
N/A		11.1%	8	
			<i>answered question</i>	72
			<i>skipped question</i>	24

11. Do your employees have access to a local NVQ Assessor?				
		Response Percent	Response Count	
Yes		68.1%	49	
No		19.4%	14	
N/A		12.5%	9	
			<i>answered question</i>	72
			<i>skipped question</i>	24

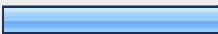


12. What method of Fall Arrest/Fall Prevention are you currently using as your company policy?			
		Response Percent	Response Count
SG4:05 Tunnelling/Harness		100.0%	62
Other Methods i.e. AGR, Step, etc (please specify)			22
answered question			62
skipped question			34

13. If your answer to the previous question was 'other' have you recieved training from the manufacturer of these products on how to use them correctly?			
		Response Percent	Response Count
Yes		72.0%	18
No		28.0%	7
answered question			25
skipped question			71



14. Approximately, how many of your employees hold a CISRS Card obtained under Industry Accreditation (or Grandfather Rights)?			
		Response Percent	Response Count
N/A		43.5%	27
Number (please specify)		56.5%	35
answered question			62
skipped question			34




15. How many of your CISRS card holding operatives no longer carry out scaffolding operations (i.e. supervisory,management role)			
		Response Percent	Response Count
N/A		32.3%	20
Number (please specify)		67.7%	42
<i>answered question</i>			62
<i>skipped question</i>			34



16. Are you aware of the amount of Grant support available for companies registered with, and in scope to CITB-ConstructionSkills?			
		Response Percent	Response Count
Yes		82.3%	51
No		16.1%	10
N/A		1.6%	1
<i>answered question</i>			62
<i>skipped question</i>			34



17. How would you rate the support provided to your company by your local CITB-CS Office for Training, CISRS and NVQ information?			
		Response Percent	Response Count
Good		33.9%	21
Satisfactory		35.5%	22
Poor		30.6%	19
<i>answered question</i>			62
<i>skipped question</i>			34



18. How would you rate the support provided to your company by your Local CISRS Training provider for Courses availability, and post Training ?			
		Response Percent	Response Count
Course Availability: Good		22.6%	14
Course Availability: Satisfactory		22.6%	14
Course Availability: Poor		9.7%	6
Post Training: Good		9.7%	6
Post Training: Satisfactory		12.9%	8
Post Training: Poor		22.6%	14
		<i>answered question</i>	62
		<i>skipped question</i>	34

19. Has your company provided training for employees as Work Based Recorders (WBRs)?			
		Response Percent	Response Count
Yes		37.1%	23
No		62.9%	39
		<i>answered question</i>	62
		<i>skipped question</i>	34

20. Does your company employ its own in-house NVQ Assessors?			
		Response Percent	Response Count
Yes		14.5%	9
No		80.6%	50
N/A		4.8%	3
		<i>answered question</i>	62
		<i>skipped question</i>	34

21. Are you aware of the Experienced Worker Practical Assessment? (An alternative to S/NVQ portfolio building)			
		Response Percent	Response Count
Yes		56.5%	35
No		43.5%	27
answered question			62
skipped question			34



22. How many employees have you qualified via this route?			
		Response Percent	Response Count
N/A		67.7%	42
Number (please specify)		32.3%	20
answered question			62
skipped question			34

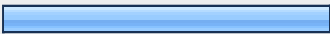


23. Has your company achieved the liP Award?			
		Response Percent	Response Count
Yes		33.3%	20
No		66.7%	40
answered question			60
skipped question			36


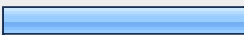

24. Is your company working towards the liP Award or made a Commitment to CITB-ConstructionSkills or Business Link to achieve the liP Award?			
		Response Percent	Response Count
Yes		10.0%	6
No		53.3%	32
N/A		36.7%	22
answered question			60
skipped question			36




25. Are you aware of what the liP Award includes and how it can be achieved?			
		Response Percent	Response Count
Yes		42.6%	26
No		47.5%	29
N/A		9.8%	6
answered question			61
skipped question			35



26. Would you like information about the liP Award and the advice and financial support available to companies?			
		Response Percent	Response Count
Yes		51.7%	31
No		36.7%	22
N/A		11.7%	7
answered question			60
skipped question			36





27. Has your company developed and submitted an annual Company Training Plan to CITB-ConstructionSkills?			
		Response Percent	Response Count
Yes		48.3%	28
No		51.7%	30
<i>answered question</i>			58
<i>skipped question</i>			38

28. Are you aware from your Group Training Officer of the support available for development of a Company Training Plan?			
		Response Percent	Response Count
Yes		51.7%	30
No		36.2%	21
N/A		12.1%	7
<i>answered question</i>			58
<i>skipped question</i>			38


29. Are you aware of the level of grant support available from CITB-CS associated with the development of Company Training Plans?			
		Response Percent	Response Count
Yes		56.9%	33
No		37.9%	22
N/A		5.2%	3
<i>answered question</i>			58
<i>skipped question</i>			38

30. Does your company wish to develop and submit an annual Company Training Plan to CITB-ConstructionSkills?			
		Response Percent	Response Count
Yes		31.0%	18
No		22.4%	13
N/A		46.6%	27
<i>answered question</i>			58
<i>skipped question</i>			38

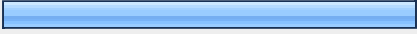


31. Does your company regularly recruit Trainees/Apprentices?			
		Response Percent	Response Count
Yes		73.6%	39
No		26.4%	14
<i>answered question</i>			53
<i>skipped question</i>			43

32. What age groups do your recruits tend to fall in to?			
		Response Percent	Response Count
16 to 18 year old school leavers		17.0%	9
19 to 22 years olds who left school within the last 3 to 5 years		45.3%	24
23 years olds or older adult recruits		17.0%	9
N/A		20.8%	11
<i>answered question</i>			53
<i>skipped question</i>			43

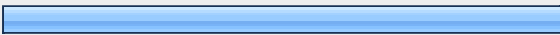

33. What is the age of your current workforce. Please state how many operatives in each age range?				
		Response Average	Response Total	Response Count
16-18		2.13	68	32
19-22		8.30	365	44
23-30		13.91	654	47
31-40		14.13	678	48
41-50		10.56	507	48
51-60		5.63	231	41
60+		2.31	74	32
			<i>answered question</i>	53
			<i>skipped question</i>	43

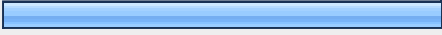


34. Which age group do you prefer to recruit from?				
		Response Percent	Response Count	
16 to 18		5.7%	3	
19 to 22		30.2%	16	
23+		64.2%	34	
			<i>answered question</i>	53
			<i>skipped question</i>	43

35. Approximately, how many Trainees/Apprentices do you employ every year?			Response Count
			53
		<i>answered question</i>	53
		<i>skipped question</i>	43




36. How would you describe your company retention rate amongst Trainees/Apprentices that you recruit?			
		Response Percent	Response Count
Good		65.4%	34
Satisfactory		26.9%	14
Poor		7.7%	4
answered question			52
skipped question			44

37. Do your Trainees/Apprentices have access to Training Centres that are within daily travelling distance, or are suitably placed for residential training for the occupational areas listed below?				
	Yes	No	N/A	Response Count
Tube and Fittings	82.0% (41)	6.0% (3)	12.0% (6)	50
System Scaffolding	64.0% (32)	18.0% (9)	18.0% (9)	50
CISRS Supervisory Training	56.3% (27)	18.8% (9)	25.0% (12)	48
Safety Net Rigging	12.8% (5)	20.5% (8)	66.7% (26)	39
Suspended Platforms	20.0% (7)	14.3% (5)	65.7% (23)	35
Other (please specify)				3
answered question				52
skipped question				44

38. Do you use these Training Centres?			
		Response Percent	Response Count
Yes		88.5%	46
No		0.0%	0
N/A		11.5%	6
answered question			52
skipped question			44

39. Are you satisfied with the quality and availability of Training Centres/facilities?			
		Response Percent	Response Count
Yes		69.2%	36
No		21.2%	11
N/A		9.6%	5
answered question			52
skipped question			44

40. How many Trainee/Apprentices are you interested in recruiting during 2009/2010 to join formal training courses managed and grant aided by CITB-ConstructionSkills? Please state the number in the boxes below.				
		Response Average	Response Total	Response Count
Apprentice Youth		1.09	49	45
Apprentice Adult		0.79	27	34
Trainee Youth		0.86	31	36
Trainee Adult		2.59	101	39
answered question			52	
skipped question			44	

41. Do you generally train your own Trainees/Apprentices on site and then put them through the normal CISRS route of qualification (i.e. 2 weeks Part 1 - 6 months experience - 2 week Part 2, etc) ?				
			Response Percent	Response Count
Yes			80.8%	42
No			3.8%	2
N/A			15.4%	8
			answered question	52
			skipped question	44

42. 5 Day CISRS Supervisors Course				
		Response Average	Response Total	Response Count
Numbers Local		1.06	53	50
Numbers Regional		0.44	17	39
			answered question	51
			skipped question	45

43. 5 Day (CITB) Site Safety Management Scheme				
		Response Average	Response Total	Response Count
Numbers Local		1.29	63	49
Numbers Regional		0.58	22	38
			answered question	51
			skipped question	45

44. 1 day Installation and Testing of Ties				
		Response Average	Response Total	Response Count
Numbers Local		5.14	252	49
Numbers Regional		1.47	56	38
	<i>answered question</i>			51
	<i>skipped question</i>			45

45. 2 Day Basic Inspection Course				
		Response Average	Response Total	Response Count
Numbers Local		0.98	49	50
Numbers Regional		0.13	5	39
	<i>answered question</i>			51
	<i>skipped question</i>			45

46. 2 Day Advanced Inspection Course				
		Response Average	Response Total	Response Count
Numbers Local		1.18	59	50
Numbers Regional		0.34	13	38
	<i>answered question</i>			51
	<i>skipped question</i>			45

47. Are there any other courses you would like to see developed for Managers/Supervisors?			
			Response Count
			14
<i>answered question</i>			14
<i>skipped question</i>			82

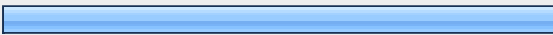

48. PASMA (Mobile Tower Training)				
		Response Average	Response Total	Response Count
Numbers Local		2.32	116	50
Numbers Regional		2.26	95	42
<i>answered question</i>			51	
<i>skipped question</i>			45	

49. IPAF (MEWP) Training				
		Response Average	Response Total	Response Count
Numbers Local		2.82	141	50
Numbers Regional		1.76	72	41
<i>answered question</i>			51	
<i>skipped question</i>			45	

50. ½ Day Installation and testing of Ties				
		Response Average	Response Total	Response Count
Numbers Local		4.57	233	51
Numbers Regional		2.08	83	40
	<i>answered question</i>			51
	<i>skipped question</i>			45



51. 2 Day Basic Inspection Course				
		Response Average	Response Total	Response Count
Numbers Local		0.51	26	51
Numbers Regional		0.28	11	40
	<i>answered question</i>			51
	<i>skipped question</i>			45



52. 2 Day Advance Inspection Course				
		Response Average	Response Total	Response Count
Numbers Local		1.00	51	51
Numbers Regional		0.78	31	40
	<i>answered question</i>			51
	<i>skipped question</i>			45

53. Do you feel that Inspection training should be part of the Part 1, Part 2 and Advanced courses?				
			Response Percent	Response Count
Yes			87.8%	43
No			12.2%	6
			answered question	49
			skipped question	47

54. Are there any other courses you would like to see developed for Operatives?			Response Count
			13
			answered question
			13
			skipped question
			83

55. CISRS Training Courses Are you happy with the content of the following?			
	Yes	No	Response Count
CISRS Part 1 (10 days)	85.4% (41)	14.6% (7)	48
CISRS Part 2 (10 days)	83.0% (39)	17.0% (8)	47
CISRS Advanced (10 days)	89.4% (42)	10.6% (5)	47
CISRS Supervisor (5 days)	84.1% (37)	15.9% (7)	44
CISRS SSPTS (System Scaffold Product Training Scheme)	65.0% (26)	35.0% (14)	40
Accessing and Rigging Operations S/NVQ Level 2 and 3	80.5% (33)	19.5% (8)	41
What in your opinion would improve the CISRS courses? – to either include or remove:			19
			answered question
			48
			skipped question
			48

56. Do you feel that an inspection unit should become a compulsory unit within the Accessing and Rigging operations VQ, or remain an optional/additional unit as it is currently ?			
		Response Percent	Response Count
Compulsory		68.8%	33
Optional/Additional		31.3%	15
<i>answered question</i>			48
<i>skipped question</i>			48

57. If you do feel it should be compulsory should it be within Level 2 or Level 3. (Bear in mind if it is in Level 3 this may cause a problem if you require CISRS Scaffolders to inspect scaffolding).			
		Response Percent	Response Count
Level 2		80.0%	28
Level 3		20.0%	7
<i>answered question</i>			35
<i>skipped question</i>			61

58. What in your opinion would improve the Accessing and Rigging Operations S/NVQ Level 2 and 3.			Response Count
			12
<i>answered question</i>			12
<i>skipped question</i>			84

59. Please state below any other courses that you feel should be included in the Training Groups Annual Training Programme that are not shown above, and indicate predicted trainee numbers.		
		Response Count
		6
	<i>answered question</i>	6
	<i>skipped question</i>	90

60. Are there any areas of training you would like to see developed :		
		Response Count
		8
	<i>answered question</i>	8
	<i>skipped question</i>	88

61. Any other comments:		
		Response Count
		7
	<i>answered question</i>	7
	<i>skipped question</i>	89